

Behaviour and Relationships Policy

Proud, Resilient,
Respectful



This is how we do it, at
Austin Farm Academy

1. Introduction

At Austin Farm Academy, we want to create an environment that is safe, where everyone feels respected and where students come into each lesson ready to engage in learning. Everyone in our school is expected to maintain the highest standards of personal conduct, to accept responsibility for their behaviour and encourage others to do the same.

We recognise that each individual child is at a different stage of social learning. Only through a consistent approach to supporting their behaviour will we be able to achieve an environment in which children can learn and develop as caring and responsible people.

This policy outlines the underlying philosophy, purpose, nature, organisation and management of pupil behaviour at Austin Farm. It is a working document designed to enhance the development of positive relationships between children, adults working in school, parents and other members of the wider school community. It is the result of consultation with pupils, parents, governors and staff and reflects current and developing practice within the school.

The fair and consistent implementation of our Behaviour Policy is everyone's responsibility.

We have carefully considered and analysed the impact of this policy on equality and the possible implications for pupils with protected characteristics, as part of our commitment to meet the Public Sector Equality Duty (PSED) requirement, to have due regard to the need to eliminate discrimination, advance equality of opportunity and foster good relations.

2. Our Core Beliefs

- Behaviour can change and every child can be successful.
- Positive, targeted praise is more likely to change behaviour than blaming and punishing.
- Reinforcing good behaviour helps children feel good about themselves.
- An effective reward system and celebrating success helps to further increase children's self-esteem enabling them to achieve even more.
- Understanding each child's needs and their individual circumstances helps us to act in the fairest way possible for that child, at that moment

3. Aims

Through this policy we aim to:

- Ensure a consistent and calm approach to, and use of language for managing behaviour.
- Ensure that agreed boundaries of acceptable behaviour are clearly understood by all pupils, staff and parents.
- Ensure that all adults take responsibility for behaviour and follow-up any issues personally.
- Promote pupils' self-esteem by providing an effective system of rewards and praising effort in both work and behaviour.
- Ensure our pupils are polite, happy and considerate of others' feelings.
- Encourage our pupils to respect their own and others' property.
- Foster good citizenship and self-discipline.
- Encourage a positive, calm and purposeful atmosphere where pupils can learn without limits.

As a school community, through the taught curriculum as well as during all other opportunities e.g. lunchtimes and extended provision such as Breakfast and After School clubs, we aim to:

- Teach specific social skills e.g. sharing, turn taking, listening to each other, how to address people politely, etc.
- Teach strategies for children to solve conflicts peacefully.
- Teach specific co-operative and collaborative skills to enable children to work effectively as a member of a group.
- Agree boundaries of acceptable behaviour with all pupils and regularly remind children of these.
- Enable children to recognise, understand and respond to a range of feelings.
- Develop vocabulary to enable children to express feelings verbally rather than physically.
- Promote equal opportunities and instil a positive attitude towards differences.
- Promote an ethos of peer support.
- Ensure the atmosphere in the classroom environment is conducive to learning.
- Ensure children are aware of the consequences of their words and actions towards themselves and others.

4. Behaviour for Learning: The Austin Farm Academy Way

Be Proud, Be Resilient, Be Respectful

We recognise that clear structures of predictable outcomes have the best impact on behaviour. Our school's principles for behaviour sets out the *rules*, *relentless routines* and *visible consistencies* that all children and staff follow. It is based on the work of Paul Dix and his book 'When the adults change, everything changes' and through the principles and practices of Trauma Informed Schools UK.

Good behaviour is recognised sincerely rather than just rewarded. Children are praised publicly and reminded in private. (PIP and RIP)

Our school has three simple values: 'Be Proud, Be Resilient, Be Respectful', generated through discussions with staff, pupils and parents and are applicable to a wide variety of situations. These values are explicitly taught and modelled by all members of our school community and are further explored and explicitly taught in class, assemblies and other school experiences. However, we also understand that for some children, following our behaviour expectations are beyond their current developmental level. In this case, these children will have access to bespoke positive behaviour plans, which may include carefully targeted sanctions and rewards to reinforce positive behaviour.

5. The Five Pillars

Our Behaviour Policy is based on these Five Pillars:

- Consistent, calm adult behaviour.
- First attention for best conduct.
- Relentless routines.
- Scripting difficult interventions.
- Restorative follow up.

6. Roles and Responsibilities:

'The culture is set by the way the adults behave.' Paul Dix, 2017

All adults in the school are responsible for the consistent reinforcement of the behaviour policy.

Senior leaders and Governors are responsible for supporting staff to implement the policy. Parents are responsible for supporting the school's behaviour policy by reinforcing key messages at home.

All Staff will:

- Always redirect students by referring to 'Be Proud, Be Resilient, Be Respectful.'
- Focus on effort not achievement.
- Celebrate when children go above and beyond expectations
- Be calm and give 'take up time' when going through the behaviour pathway.
- Never ignore or walk past children who are behaving badly
- Deliberately and persistently catch students doing the right thing and praise them in front of others
- Know their classes well and develop positive relationships with all students
- Relentlessly work to build mutual respect
- Demonstrate unconditional care and compassion
- Praise in public and remind/restore in private (PIP and RIP)

7. Rewards

Recognition of good behaviour, achievement, attainment, kindness etc come in a variety of different forms and are given by all members of our school staff. Rewards must be attainable for all children and not just for a selected few. Rewards and recognition will never be taken away from a child.

The first and foremost form of recognition is through positive praise, enthusiasm, body language and oral recognition with feedback.

Specific rewards include:

- Stars added to the recognition board in the classroom.
- A positive note home, via Class Dojo.
- An individual token award e.g. Sticker, for effort with learning.
- A visit to another member of staff for positive commendation.
- A public word of praise in front of a group, class, key stage or the school.
- School Certificates and awards, formally presented.

Above and Beyond Recognition

Good behaviour is recognised sincerely through class Recognition Boards, which aim to make good behaviour about relationships rather than a transactional act. The power of the group is at the core of this plan where adults notice and reward excellent behaviour that goes 'above and beyond'.

Stars will be moved onto recognition boards when pupils exhibit behaviours that uphold our school values of being Proud, Resilient and Respectful. Stars can be awarded for pupils who

demonstrate other positive behaviours and these are dependent upon the needs of each class and our PSHE curriculum. The aim should always be for the whole class to be awarded numerous stars, to create the feeling of a team effort. If enough stars are collected by the class, there will be a whole class 'Golden Time' reward each half term.

8. Stepped Sanctions

Consequences need to be immediate, short and appropriate for the behaviour and only aimed at the behaviour not the child.

This section outlines the steps an adult should take to deal with poor behaviour in the classroom. It includes micro-scripts for each step to ensure consistency in language and predictability for pupils which, in turn, results in all children being treated fairly. Staff should always use a measured, gentle approach; referring to the child by name; lowering themselves to the child's physical level; making eye contact; delivering the required message; and then leaving the conversation to allow the child 'take up time.' Adults should not be drawn into and/or respond to any secondary behaviour, which children sometimes use as a distraction from the initial behaviour or to escalate the situation further.

Steps for dealing with poor behaviour

Children are praised publicly and reprimanded in private. (PIP and RIP)

The steps are- Reminder, Caution, Last Chance, Time out, Repair (Restorative conversation).

Reminder - of the rules/values.

Caution - deliver in private if possible, make the child aware of his/her behaviour and clearly outline consequence if he/she continues e.g. having time out. Use phrase "think carefully about your next step"

Last chance -Speak to the child in private, give him/her a final opportunity to engage. Offer him/her a positive choice to do and use the microscript (see Behaviour Blueprint).

Time Out & Restorative conversation-5 minutes with key adult. More than 1 in a day requires communication with parent/guardian at the end of the day.

Restorative Conversations

Following incidences of poor behaviour, it is imperative that the staff member who initially dealt with the behaviour, should conduct a restorative conversation with the pupil. This will help to ensure that the relationship between adult and pupil remains positive but also teaches the child to evaluate and reflect on their behaviour (Refer to blueprint for restorative conversations).

The questions used will depend on the age and individual needs of the pupil. For the youngest children, the two questions in bold should be used initially, with other questions being used if appropriate so that the children learn early on in their school life that their actions have an impact on others and also consequences for them.

Persistent Poor Behaviour

Repeated poor behaviour (More than one Time Out and Restorative Conversation in a day) results in a contact with the child's parent.

As a school we recognise that behaviour is a way of communicating emotions. Where children persistently struggle to self-regulate, their teacher's will work in conjunction with parents/carers, SLT, SENDCo and the pastoral team to devise an individual support plan.

Uncompleted Work

Any work which is not completed due to poor behaviour choices, will be completed during break time or lunchtime.

9. Serious Behaviour Incidents

These Behaviours include:

- Violence (i.e. physical contact made with the intention to harm)
- Defiance / rudeness towards any adult
- Persistent taunting, teasing and bullying behaviour
- Stealing
- Spitting
- Swearing
- Racism
- Swearing
- Homophobia

Any of these behaviours will result in an instant move to step 4 as well as an additional sanction specific to the child and behaviour which will be decided in conjunction with SLT. Such incidents will also result in either a phone call home/face to face conversation with the parent/guardian from a member of SLT, at the end of the day.) All serious incidents should be recorded on CPOMs.

Behaviour Blueprint



Adult Behaviour

- Calm, consistent and fair
- Give first attention to best conduct
- High expectations
- Recognise over and above behaviour
- Relentlessly bothered

Over & Above Behaviour Rewards

- Praise
- Positive note home for "over and above" behaviour
- Recognition board
- Learner of the week
- Headteacher awards.

The Austin Farm Way

- Be Proud
- Be Resilient
- Be respectful

Stepped Sanctions

1. **Reminder of Rule/value**-repeat as necessary
2. **Caution**- "Think carefully about your next step."
3. **Last Chance**-use microscript.
4. **Time Out & Restorative conversation**-5 minutes with key adult (see guidance below).

* **For behaviours such as physical violence, swearing, racism, homophobia...**

Straight to Step 4 above, with an additional restorative conversation with SLT, and a phone call or conversation with parents.

Uncompleted Work

Complete at play/lunchtime.

Microscript

I've noticed that you...Are you upholding our value of.....by.....?. Can you remember when you ...(*time they did this really well*)...and how that made you feel? That is what I need to see today.
Thank you for listening.

Restorative Questions

1. **What has happened?**
2. **What were you feeling at the time?**
3. **Who has been affected by the actions?**
4. **How have they been affected?**
5. **What needs to be done to make things right?**
6. **How can we do things differently in the future?**

The number of questions to be used depends on the age of the child. Those underlined should be with the younger children. Use of the form in Appendix D can support these conversations.

TIME OUT & RESTORATIVE CONVERSATIONS-

If time out is given in class, this happens at the beginning of play/lunchtime, with a key adult from class and a restorative conversation take place. If time out is given during lunchtime or playtime, the time out is to happen with the adult and they hold the restorative conversation. Use of the form in Appendix D supports these conversations. The adult giving a time out at this time, must inform the class teacher.

10. SEND pupils

When a child is on the Special Educational Needs register for specific behavioural difficulties or has behavioural difficulties as a result of a disability, the procedure for dealing with that child may differ from our behaviour system. The alternative adapted procedure will be formed in agreement with the child, their parents and relevant school staff and outlined on the child's ILP.

11. Support agencies

If behavioural difficulties continue the Head, SLT, SENDCo or Pastoral Team will become involved. The advice and input of outside agencies will be sought, as necessary.

12. Exclusions

We do not believe that exclusions are the most effective way to support children, and we will always try to adapt and personalise provision for all of our children in order to ensure that they are able to access education.

In exceptional circumstances it may be necessary to exclude a child for a fixed time and this would always be considered very carefully, following West Country School's Trust exclusion policy.

Decisions to exclude children are made on an individual basis and should always be a reasonable and measured response, which will have impact and provide a learning opportunity for the child or young person.

Exclusions can be managed internally; a child or young person may be removed from class for a fixed period of time.

Permanent exclusion will always be a last resort and the school will endeavour to work with the family to complete a managed move to a more suitable setting where possible. In all instances, what is best for the child will be at the heart of all decisions making processes.

13. The role of the parent

At Austin Farm Academy, active parental involvement is welcomed, appreciated and deliberately encouraged in order to:

- ensure that children attend school regularly, arriving on time, alert and ready for the tasks ahead and are collected, promptly, at the end of the day;
- understand and reinforce the school language as much as possible;
- share in the concern about standards of behaviour generally;
- support the work of the school as staff seek to support the whole family.

We will always aim to contact parents quickly when there are concerns about deteriorating levels of acceptable behaviour. However, staff will not routinely contact or inform parents of minor digressions.

14. Allegations against a member of staff

If an allegation is made against a member of staff, the procedures outlined in the school policy will be followed. If the allegations are found to be false or malicious, disciplinary action will be taken against the pupil in consultation with the Local Authority. The Headteacher will also consider the pastoral needs of staff accused of misconduct.

15. Physical Restraint

Members of staff have the power to use reasonable force to prevent children committing an offence, injuring themselves or others, or damaging property, and to maintain good order and discipline in the classroom.

Only staff who have been trained in physical restraint should restrain a child.

Incidents of physical restraint must:

- Always be used as a last resort.
- Only be by experienced, trained staff.
- Be applied using the minimum amount of force and for the minimum amount of time possible.
- Be used in a way that maintains the safety and dignity of all concerned.
- Never be used as a form of punishment.
- Be recorded on CPOMS and reported to parents.

We appreciate these incidents can cause distress for the adults involved, therefore all staff are entitled to take some time away from the classroom to recover their composure. In extreme cases, the member of staff may be allowed to go home by a member of SLT.

16. Application and scope of this policy

This Behaviour & Relationship Policy is applicable to our entire school community and will only be effective if everyone is empowered to use it with confidence and consistency. There may be occasions when special rules need to be applied, e.g. in the dining room, at play and lunch times or when off site, etc. but the same principles of promoting good behaviour will always apply.

17. Monitoring & Evaluation

The school's Leadership Team will monitor the effectiveness of the policy at least once every two years and report back to WeST. The Leadership Team will also monitor the visible consistencies around the school and the use of language and personal follow-up. Records will be kept by the Leadership Team in order to monitor and evaluate any changes brought about by the policy.

All concerned parties will be kept informed of any review and action that will need to be taken.

18. Links to other policies

This policy also links to the following policies-

- [Safeguarding policy](#)
- [Exclusion policy](#)
- [SEND policy](#)
- [Anti-bullying policy](#)

Updated October 2023

Review date: October 2027

Appendix A: Rights and Responsibilities:

Pupils' Rights	Pupils' Responsibilities
<ul style="list-style-type: none"> • To be able to learn to the best of their ability. • To be treated with consideration and respect. • To be listened to by the adults in the school. • To know what is expected of them. • To feel safe. • To be treated fairly. 	<ul style="list-style-type: none"> • To treat others with consideration and respect. • To do their best and let others learn. • To follow instructions from teachers and other staff. • To support and encourage each other. • To take responsibility for their own actions. • To care for and take pride in the environment of the school. • To sort out difficulties appropriately, seeking adult help if needed.
Staff Rights	Staff Responsibilities
<ul style="list-style-type: none"> • To be treated with respect by pupils, parents and colleagues. • To be able to teach without unnecessary interruption. • To work in a supportive and understanding environment. • To feel safe. 	<ul style="list-style-type: none"> • To create a safe and stimulating environment in which all children can learn. • To treat pupils with consistency and respect at all times. • To foster good relationships, leading by example. • To involve parents when children are consistently finding it difficult to meet expectations of behaviour. • To work as a team, supporting and encouraging each other.
Parents' Rights	Parents' Responsibilities
<ul style="list-style-type: none"> • To be sure their children are treated fairly and with respect. • To know their children are safe. • To be able to raise concerns with staff and be told when their child is experiencing difficulties. 	<ul style="list-style-type: none"> • Work with the school to promote good behaviour, challenge inappropriate behaviour and to uphold the principles of this policy. • Ensure children attend regularly and on time. • Be aware of the strategies of the school and reinforce these at home. • Promote good behaviour, politeness, courtesy and consideration for others. • Inform the school of any concerns that may affect the behaviour of their child.

Appendix B: A model of positivity - tweaking teaching to transform trouble

- Smile!
- Convince your class that there is no place that you would rather be.
- Find out what makes a learner feel important, valued, like they belong.
- Reward learners for going 'above and beyond' expectations, not simply meeting them.
- Let children lead learning, share responsibility, delegate jobs.
- Mark moments with sincere, private verbal praise.
- Send positive notes and give wrist bands – approximately 2/3 per day.
- Show learners their ideas and experiences have real value.
- Catch learners doing the right thing, don't let sleeping dogs lie.
- Use subtle, private praise and reinforcement.
- Adapt the way you celebrate achievement – not everyone wants to feel famous but everyone wants to feel important.
- Class displays and classroom environments that scream high expectations.
- Make learners feel important for the behaviours that they can show and not for the behaviours that they can't.

Habits of adults who manage behaviour well:

- They meet and greet.
- They persistently catch individuals doing the right thing.
- They teach the behaviours that they want to see.
- They treat learners how they would like to be treated.
- They reinforce conduct/attitudes that are appropriate to context.
- They agree rules/routines/expectations with their class and consistently apply them with positive and negative consequences.
- They sustain a passion for the curriculum that breaks through the limiting self-belief of some learners.
- They relentlessly work to build mutual trust even when trust is broken, time is wasted and promises are not kept. They refuse to give up.
- They keep their emotion for when it is most appreciated by the learners (eg- celebrating success)

Appendix C: A model of positivity –Effective 30 Second Interventions

1. Gentle approach, personal, non-threatening, side on, eye level or lower.
2. State the behaviour that was observed and which rule/expectation/routine it contravenes.
3. Tell the learner what the sanction is. Immediately refer to previous good behaviour/learning as a model for the desired behaviour.
4. Walk away; allow him/her time to decide what to do next. If there are comments as you walk away, write them down and follow up later.
5. Look around the room with a view to catch somebody following the rules.

How to land a difficult message, softly:

- Remind the learner of their previous good behaviour.
- Challenge their negative internal monologue ‘You can do this, you are intelligent and able.’
 - Thank the child for listening.
- Position yourself lower than eye level or side on if you are standing; don’t demand sustained eye contact.
- Use a soft, disappointed tone.
- Remind yourself that the sanction is a consequence not personal retribution.
- Walk away as soon you have finished speaking.

Refocusing the conversation

When learners try to argue, shift the blame, or divert the conversation you can either:

Calmly and gently repeat the line you have been interrupted in.

This encourages the learner to realise that you will not be diverted from the conversation you are leading. The more calmly assertive you are in delivering this repeat the more effective it will be. Try slowing down the request the second time you repeat it and using gentle eye contact to reinforce.

Or...

Use an appropriate refocusing line to bring the conversation back to the script.

This allows that student to feel as though they are being listened to and avoids conversational cul-de-sacs.

Learner	Adult
‘It wasn’t me.’	‘I hear what you are saying...’
‘But they were doing the same thing.’	‘I understand...’
‘I was only...’	‘Maybe you were ... and yet ...’
‘You are not being fair.’	‘Yes sometimes I may appear unfair...’
‘It’s boring.’	‘Be that as it may...’
‘You are a ... (name calling).’	‘I am sorry that you are having a bad day.’

Get out line




















If the conversation is becoming unproductive, what line will you leave on?

Try: *“I am stopping this conversation now. I’m going to walk away and give you a chance to think about your behaviour. I know that when I come back we can have a polite, productive conversation.”*

Appendix D – Restorative conversation format KS2.





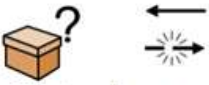

 Restorative Conversation |

Name 	Date 
   What happened?	
   What were you thinking at the time?	
   What have you thought about since?	
   Who was affected and how?	
  How can you make things right?	
   What will you do differently next time?	

Appendix D – Restorative conversation format EYFS/KS1.



Restorative Conversation

Name 		Date 
What happened? 		
Who was affected? 		
How can you make things right? 